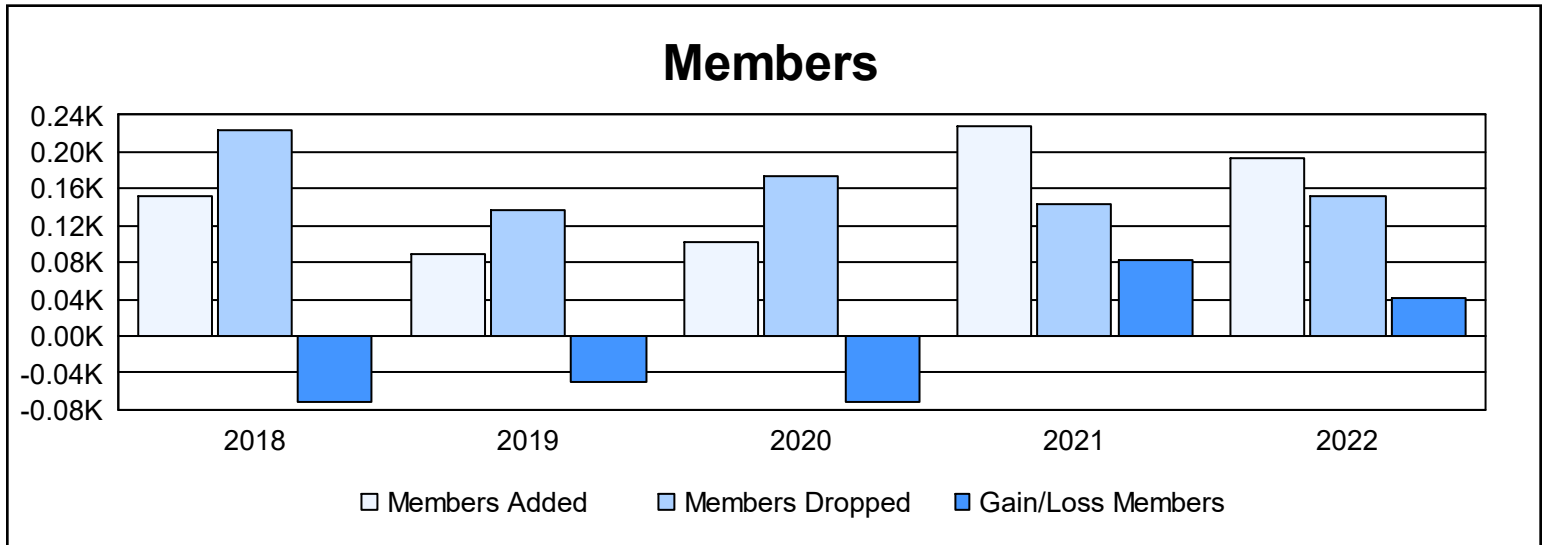
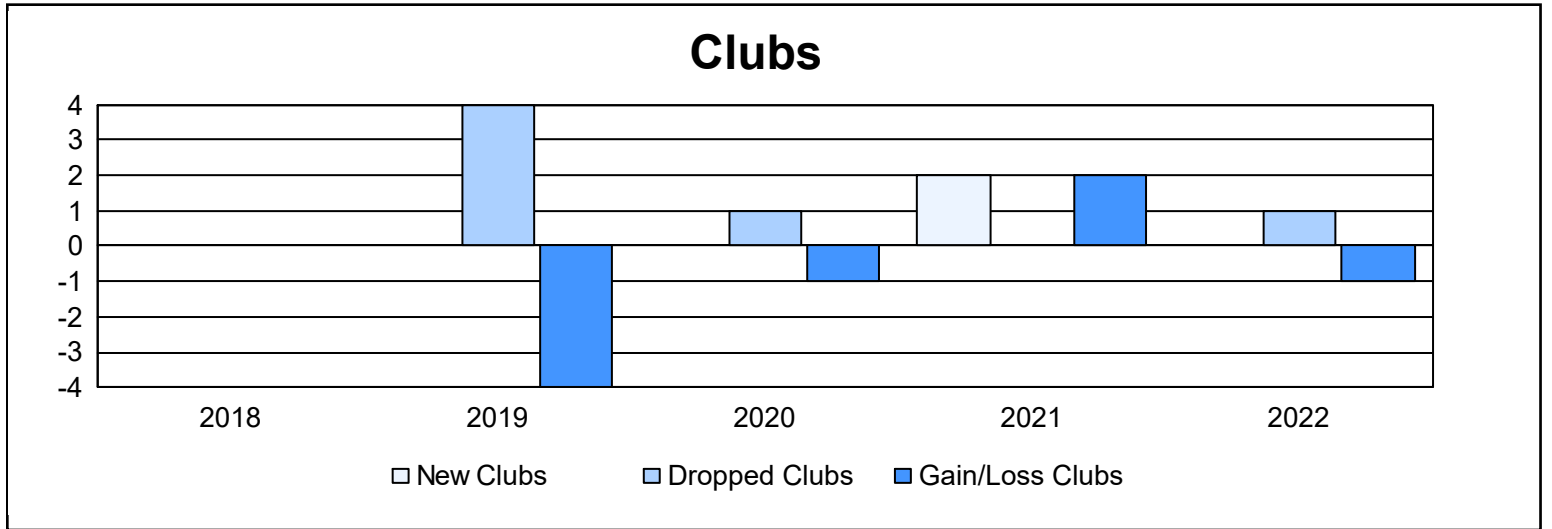
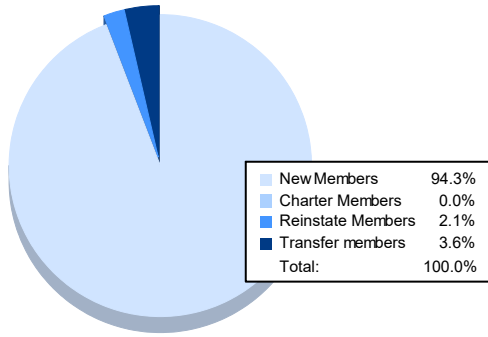


| Year | New Clubs | Dropped Clubs | Gain/ Loss Clubs | New Members | Charter Members | Reinstate Members | Transfer Members | Total Member Added | Total Members Dropped | Gain/ Loss Members |
|----------------|-----------|---------------|------------------|-------------|-----------------|-------------------|------------------|--------------------|-----------------------|--------------------|
| 2017-2018 | 0 | 0 | 0 | 132 | 1 | 14 | 6 | 153 | 224 | -71 |
| 2018-2019 | 0 | 4 | -4 | 76 | 2 | 5 | 5 | 88 | 137 | -49 |
| 2019-2020 | 0 | 1 | -1 | 89 | 0 | 9 | 5 | 103 | 174 | -71 |
| 2020-2021 | 2 | 0 | 2 | 153 | 65 | 6 | 3 | 227 | 144 | 83 |
| 2021-2022 | 0 | 1 | -1 | 182 | 0 | 4 | 7 | 193 | 151 | 42 |
| Average | 0 | 1 | -1 | 126 | 14 | 8 | 5 | 153 | 166 | -13 |



Membership Composition June 2022 Cumulative



Gender Composition June 2022 Cumulative

